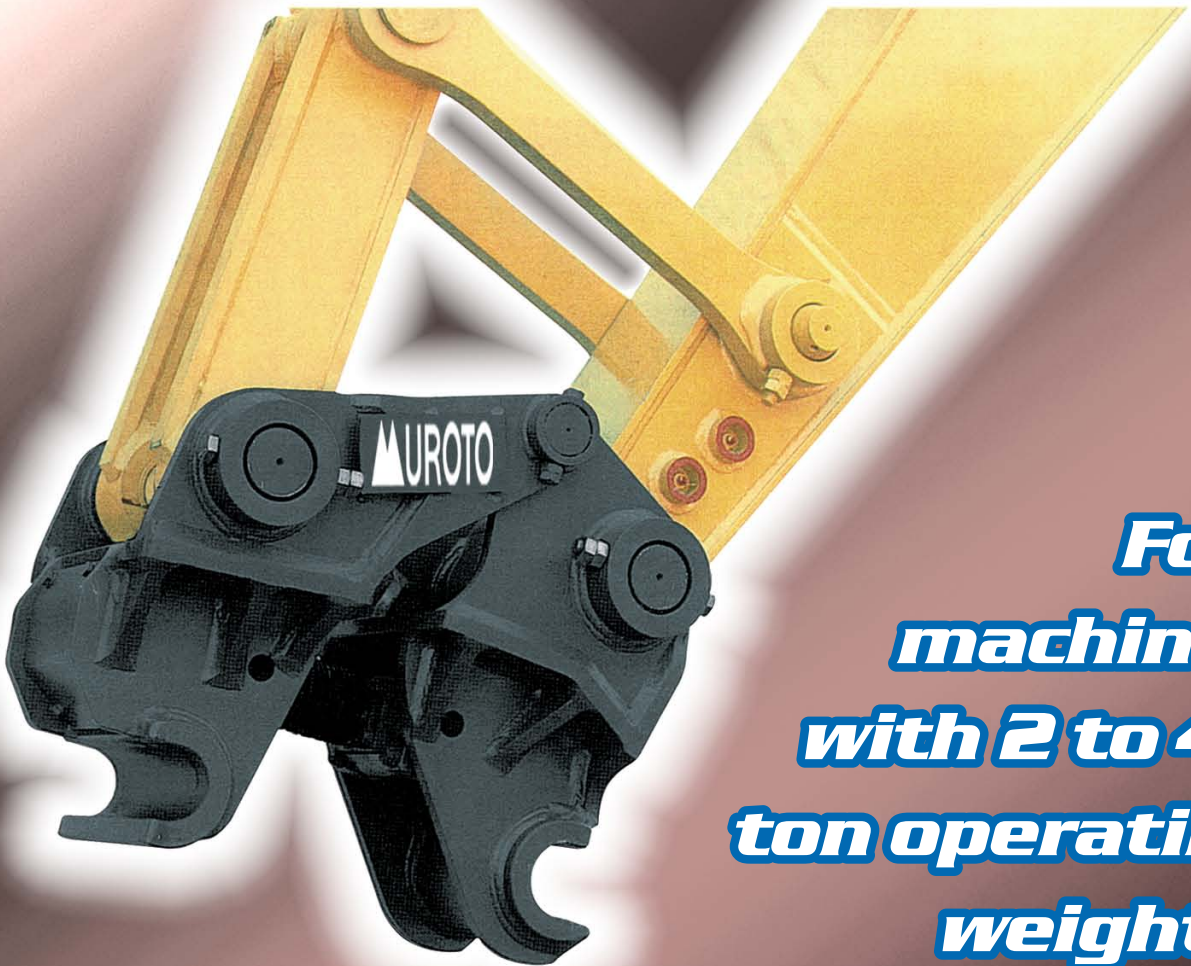


MUROTO
***Mechanical
Coupler***
For Excavators & RTB's.



***For
machines
with 2 to 40
ton operating
weights.***

***Mount multiple types
of attachments quickly
and safely without any
modification.***

Machine operator can change attachments quickly and safely without assistance.

COUPLER FEATURES

Safety is assured.

Attachments can be changed in one simple operation. Once engaged, the adjustment bolt is secured with a lock plate for safety.


No modification is required.

No modification is required for any of the attachments. And since hydraulics are not required, your cost savings are increased.

Efficient Operation

Attachments can be changed without pin removal, a feature which makes attachment changing a quick, safe and clean operation.

COUPLER FEATURES

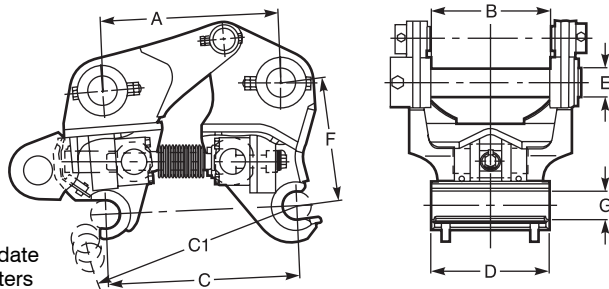


1.
Hook the arm jaw of the coupler onto the pin of the attachment.

2.
Push the bucket cylinder to engage the arm jaw with the link jaw.

3.
Tighten the adjustment bolt, set the safety lockplate and insert a stopper pin to complete the procedure

NOTE: When the coupler is mounted, the attachment may interfere with a boom or cabin.



Able to accommodate variable pin centers

SAFETY FIRST:

Muroto recommends that you use a soft-faced hammer and ANSI-approved (Z87.1) eye protection while using our products.

MODEL	MCJKAL21HA	MCJKAL31HA	MCJKAL41HA	MCJKAL61HA	MCJKAL101HA	MCJKAL161HA	MCJKAL201HA	MCJKAL301HA	MCJKAL401HA
Dimensions inches (mm)	A 7.36 - 8.23 (187 - 209)	11.42 - 12.08 (290 - 307)	9.72 - 10.90 (247 - 277)	12.04 - 13.50 (306 - 343)	16.06 - 18.03 (408 - 458)	16.70 - 18.34 (424 - 466)	17.51 - 19.80 (445 - 503)	20.00 - 22.56 (508 - 573)	22.13 - 24.80 (562 - 630)
	B 5.70 (145)	6.38 (162)	6.85 (174)	7.95 (202)	10.27 (261)	12.26 (311.5)	12.87 (327)	16.22 (412)	18.94 (481)
	C 5.51 - 9.84 (140 - 250)	9.84 - 13.90 (250 - 353)	7.08 - 13.00 (180 - 330)	8.85 - 15.35 (225 - 390)	12.20 - 21.26 (310 - 540)	12.40 - 20.82 (315 - 529)	14.48 - 22.44 (368 - 570)	15.83 - 24.61 (402 - 625)	18.00 - 27.40 (457 - 696)
	C1 - 9.84 (- 250)	13.90 (- 353)	- 13.00 (- 330)	- 15.35 (- 390)	- 21.26 (- 540)	- 20.82 (- 529)	- 22.44 (- 570)	- 24.61 (- 625)	- 27.40 (- 696)
	D 4.80 (122)	6.29 (160)	5.51 (140)	6.41 (163)	8.50 (216)	8.5 (216)	11.02 (280)	13.58 (345)	14.57 (370)
	E Ø1.57 (Ø40)	Ø1.57 - Ø2.16 (Ø40 - Ø55)	Ø1.77 (Ø45)	Ø1.97 (Ø50)	Ø2.56 (Ø65)	Ø3.15 (Ø80)	Ø3.54 (Ø90)	Ø3.54 (Ø90)	Ø4.33 (Ø110)
	F 7.08 (180)	8.27 (210)	8.27 (210)	9.64 (245)	11.30 (287)	12.48 (317)	13.80 (350)	15.60 (396)	17.17 (436)
	G Ø1.57 (Ø40)	Ø1.57 - Ø2.16 (Ø40 - Ø55)	Ø1.77 (Ø45)	Ø1.97 (Ø50)	Ø2.56 (Ø65)	Ø3.15 (Ø80)	Ø3.54 (Ø90)	Ø3.54 (Ø90)	Ø4.33 (Ø110)
Weight* lbs. (kgs.) (without pins)	66.0 (30.0)	121.0 (55.0)	110.0 (50.0)	187.0 (85.0)	286.0 (130.0)	441.0 (200.0)	573.0 (260.0)	970.0 (440.0)	1421.0 (645.0)
Machine size class (tons)	2 - 3	backhoe loaders	4 - 5	6 - 9	10 - 12	15 - 18	20 - 27	30 - 35	40

*Pins are included. *1: The above is subject to technical alteration without notice. *2: Other manufacturer's attachments are acceptable.

YOUR MUROTO DEALER FOR THE AMERICAS

Your Authorized Hensley Dealer

Hensley Industries, Inc.
An ISO9001:2000 Certified Company
2108 Joe Field Road • Dallas, Texas 75229 U.S.A.

Hensley Attachments
A Division of Hensley Industries, Inc.
800 South Fifth • Mansfield, Texas 76063 U.S.A
(800) 433 - 3144 (817) 477 - 3167
www.hensleyind.com



Copyright © 2004 Hensley Industries, Inc.
This publication is protected under the copyright laws of the United States.
Unauthorized duplication or distribution is prohibited.